



Elementary Classroom Primary Source Set

Norma Walker for Mayor



Grade Level:

Elementary 3rd

Essential Question

Who is Norma Walker and why is she an important figure in Aurora's history and government?

Supporting Questions

1. Why do people create sources such as photos and news articles? How do their motivations affect the thing they create?
2. How are city governments elected?
3. What do city governments do?
4. Why was it surprising for Walker to be elected Mayor?

Sources (Classroom set of images for download [here](#))



Aurora Advocate October, 26 1966,
city of Aurora - Aurora History Museum
Photographic Collections, P2004-17928



Norma Walker Mayoral Campaign.
city of Aurora - Aurora History Museum
Photographic Collections, P2000-16746



"Walker and Walker"
city of Aurora - Aurora History Museum
Photographic Collections, 2001-37-74



Rocky Mountain News, November 4, 1965.
city of Aurora - Aurora History Museum
Miscellaneous Archives




Elementary Classroom Primary Source Set Norma Walker for Mayor




city of Aurora - Aurora History Museum Photographic Collections

"Homestake"

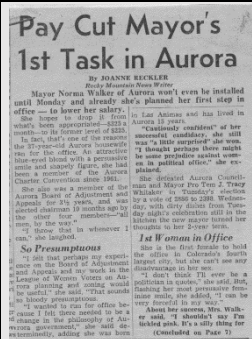
city of Aurora - Aurora History Museum
Photographic Collections, P1997-138140



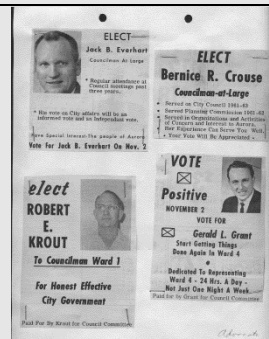

Ken Bundy, Aurora Star Newspaper, October
21, 1965.
city of Aurora - Aurora History Museum



Denver Post October 27, 1965.
city of Aurora - Aurora History Museum



Joanne Reckler, Rocky
Mountain News, November 4, 1965.
city of Aurora - Aurora History Museum
Miscellaneous Archives, page 5, 7



Aurora
(newspaper) Political Ads, October 28, 1965.
city of Aurora - Aurora History Museum
Miscellaneous Archives

Advocate




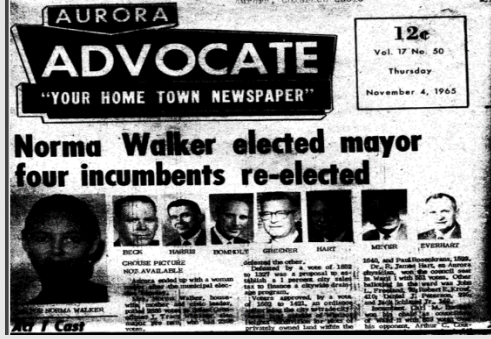
Aurora Star (newspaper) November 4, 1965,
page 1, city of Aurora - Aurora History
Museum Miscellaneous Archives



Elementary Classroom Primary Source Set

Norma Walker for Mayor



 <p>Aurora Advocate, October 28, 1965. city of Aurora - Aurora History Museum Miscellaneous Archives</p>	 <p>Aurora Advocate, November 4th 1965. city of Aurora - Aurora History Museum Miscellaneous Archives</p>
---	---

Background Knowledge

Aurora's government is a home rule city (meaning the city government has been granted the ability to pass laws as long as they do not conflict with state or federal law) and the city council is made up of six ward members, four at large members a mayor and a city manager. (From Aurora.gov accessed 7.11) This style of government combines the elected city council and mayor with a city manager who is appointed and selected for the position based and managerial expertise and professional experience. The members of city council and the mayor are elected by the people of Aurora, with ward members being selected from the six wards in Aurora and all the voters in Aurora choose the mayor and the "at large" members.

In 1965, Norma Walker was elected Mayor of Aurora and became the first female Mayor of a city larger than 60,000 people. Her election was considered an upset as she beat out Mayor pro-tem J. Tracy Whitaker after the former mayor Robert Fennig dropped out of the race (Denver Post, October 27th, 1965). She served two terms as mayor, 1966 and 1967, and during her tenure oversaw the completion of the Homestake reservoir which gave Aurora water independence and allowed for further construction of new houses. She also travelled to Lima, Peru with a delegation from the city.

City of Aurora Video on Norma Walker:

<https://www.auroratv.org/AuroraHistory/AuroraHistory.html>

Introduction to city government in Aurora: [Here](#)

Building Background knowledge for the student

If you are teaching this lesson outside of Aurora, it may be helpful to use your own local government structure in place of Aurora's when talking about local government. Students will be examining bias through photographs and newspaper articles, so they should be familiar with what that means and why



Elementary Classroom Primary Source Set

Norma Walker for Mayor



different sources may tell different stories. If you would like to go further on questions around source, consider the [Stanford History Education Group's](#) Lunchroom fight simulation to teach about perspective and motivation in the creation of historical sources.

Strategy instruction

Sourcing asks students to consider who wrote/produced a document as well as the circumstances of its creation. When sourcing a document students should ask:

- Who wrote this?
- What is the Author's perspective?
- Why was it written?
- When was it written?
- Where was it written?
- Is this source reliable? Why? Why not?

Corroboration asks students to consider details from across multiple sources to determine points of agreement and disagreement.

- What do other sources say?
- Do the Sources agree? If not, why?
- What are other possible sources?
- What sources are most reliable? Why?

Gallery Walk- using the primary sources, set up a space for each around the room so students can rotate in small groups to each of the sources. Students should have different colored index cards or markers to respond to each of the sources by asking a question or making a guess as to the sourcing of the photo. Once students have had a chance to respond to all the sources, discuss the sources as a group and how they all relate to each other and offer both support and conflicting views of Norma Walker and her mayoral campaign.

Strategy Instruction differentiation

For the gallery walk activity students should be in small groups to complete the task. For the assessment, students can work together and complete the activity verbally instead of by writing to show their understanding.

Discussion

See questions above in the "Strategy Instruction" section

Assessment

Students will use excerpts from Aurora Newspaper articles to identify bias during the Walker campaign. See "Assessment" in the sample activities section.



Elementary Classroom Primary Source Set

Norma Walker for Mayor



Colorado Academic Standards-Social Studies

- CO Standard 1- History
 - 3rd Grade 3.1.1.c- Compare information from multiple sources recounting the same event
 - 3rd Grade 3.1.2.b- Give examples of people, events, and developments that brought important changes to a community or region
- CO Standard 4-Civics
 - 3rd Grade 3.4.2.a- Identify the origins, structures, and functions of local government.
 - 3rd Grade 3.4.2.c- Identify and explain a variety of roles leaders, citizens, and others play in local government

Colorado Academic Standards- Reading, Writing, and Communicating

- CO Standard 1-Oral Expression and Listening
 - 3rd Grade 3.1.1.a- Engage effectively in a range of collaborative discussions (one-on-one, in groups, and teacher-led) with diverse partners on grade 3 topics and texts, building on others' ideas and expressing their own clearly
- CO Standard 2- Reading for all purposes
 - 3rd grade 3.2.1.a.i- Ask and answer questions to demonstrate understanding of a text, referring explicitly to the text as the basis for the answers

Sample Activities

Activity 1

Set up the photos in stations around the room. Have students work in small groups or partners and rotate through the stations every minute or two (on the teacher's signal). Assign each group or pair of students a different colored marker or index card that they can use to respond to each photo.

Model for students how to examine a primary source. The sources students will be looking at are all photos (and newspaper articles if your students can handle something with that much text). Students should try to determine who created the source, when they created it and where it was created. For many of the photos, the date is the only piece of information available. The next question to ask is why the source was created? What was the photographer or author trying to say by creating this source? The next thing to examine is what is being conveyed by the source, whether it be facts or opinions or just something that makes you feel a certain way. Take the following example:



The main focus of the picture seems to be the woman in the center, both because she is in the middle of the photo and because both men are interacting with her by handing her something. They all appear to be dressed nicely, but the woman is holding a broom. A question I might ask myself is why is the woman holding a broom?

For the index cards, have students answer the two following questions

- 1) Why do I think the photographer took this picture?
 - a) This picture was taken because....

- 2) A question that I have about this picture is...

As a class, discuss the different photos and how students reacted to them. What are the photos trying to show? How long ago do students think these photos were taken? Who do they think the woman in the pictures is and why might she be important?

Watch the Norma Walker oral history interview. Talk with students about how unique it was that a woman was elected mayor of one of the biggest cities in Colorado in 1965 and use examples from her interview to illustrate any difficulties she may have experienced on her path to becoming mayor. Discuss with students how elections work in Aurora and give them any more of her background that is not covered in the video.

Assessment

Vocabulary

Election-a group of people votes for the people that will represent them in the government

Councilman- A man who is a member of the city council, the group of people who govern a city

Mayor- The leader of the city council

Mayor pro-team- someone who acts as the mayor until an election is held



Elementary Classroom Primary Source Set

Norma Walker for Mayor



Star excerpts:

"The city election on November 2 will test whether Aurora holds that old opinion against women holding office. If Mrs. Norma Walker is not elected, it will be because she is a woman. For she has great training in city affairs, leadership skills and knows Aurora's issues"

Source: Aurora Star, October 21, 1965. *One Man's Opinion*, Ken Bundy

"While the star went all out for the election of Mrs. Norma Walker as Mayor of Aurora, not many persons know that the star had no part in her decision to run for mayor." "Aurora voters swept a new city council into office Tuesday. Mrs. Norma Walker, Aurora civic worker for many years was swept into office by a solid majority of 2886 votes to 2398 votes for J. Tracy Whitaker, present mayor pro-tem."

Source: Aurora Star, November 4, 1965. *Walker Wins in City Election Upset*

Advocate excerpts:

"Aurora Mayor Robert Fennig Monday announced his exit as a candidate for re-election in the November 2 election." "Fennig's exit leaves only two candidates in the mayor's race, Councilman Tracy Whitaker and Mrs. Norma Walker of 450 Lola St., a pretty housewife and mother of three children."

Source: Aurora Advocate, October 28, 1965. *Whitaker lead in straw poll election*.

"Aurora ended up with a woman mayor after the city elections Tuesday. Mrs. Norma Walker, housewife, mother and civic leader, polled 2886 votes to defeat opponent J. Tracy Whitaker, also mayor pro-tem, who had 2398 votes"

Source: Aurora Advocate, November 4, 1965. *Norma Walker elected, four incumbents re-elected*

Questions:

- 1) Give one example from each paper that shows the paper's opinion either positive or negative toward Mayor Walker, and explain what you chose in a sentence.
 - a. The (Star / Advocate) paper has a (good / bad) opinion of Mayor Norma Walker and they show this by saying

- b. The (Star / Advocate) paper has a (good / bad) opinion of Mayor Norma Walker and they show this by saying



Elementary Classroom Primary Source Set
Norma Walker for Mayor



Rubric

Level	Description
Proficient	1) The student identifies that there is a bias in both of the newspapers and uses an example from the text to support their answer. For example; the Advocate uses the phrase “Aurora ended up with” to suggest they were not happy with the election result. The Star claims that she was “swept into office by a solid majority” when the difference in votes was only 488 votes. Students may also describe that the Star refers to Walker as a civic leader where the Advocate first identifies her as an “attractive housewife and mother”.
Emergent	1) The student identifies the bias of the newspapers, but may interpret the bias incorrectly or fails to give supporting evidence from the articles.
Basic	1) The student does not identify any bias in the articles and incorrectly uses quotes from the article that do not suggest bias.

Note: The excerpts have been lightly edited to make them more appropriate for a 3rd grade reading level, actual copies of the newspaper are included with the sources.

Option for Literacy Integration

Political ads: Who is the best teacher?

You are of course! By viewing the political ads from the 1965 election, students have seen examples of persuasive writing. Political ads aim to be persuasive in as few words as possible. By using a memorable hook and one or two lines to appeal to readers, they are designed to appeal to short attention spans.

Literacy goals: from Third grade writing planning and pacing guide: writes a beginning that sets up the expectation that it will be opinion writing and hooks readers into caring about the opinion.

Activity 2

Tell students you are in the running for best teacher in the school, and you need their help to convince the rest of the school that you are the best. Political campaigns have a slogan, so have students come up with some ideas (with a little guidance). The best slogans are short and have a good hook so that you can remember them. Once your campaign has a “slogan”, have students work to come up with ads that give short, 1-2 sentence reasons why you are the best teacher, and then they can create their own political ads. The Aurora examples included with the sources can be used as a sort of mentor text, they are very simple and get the point across quickly and encourage readers to look into the candidates on their own.